

IDEAL WAY EDUCATION

Romanbo



Romanbo! Humanoid Coding Robot

The humanoid coding robot, Romanbo is a multi-joint robot in the form close to human.

It is possible to learn the robot variously from programming to science, dynamics and kinetics by the implementation of various motions.

IDEAL WAY EDUCATION

Using the differentiated coding program based on each modularized processor, it provides the best environment in which the user and the robot get close.









Learners will experience the coding course that accomplishes diverse education contents and assignments. It promotes creative thinking and raises problem-solving ability.

a. Product Components and Features

Product Features

Romanbo is a multi-joint robot that uses 16 high performance motors and lightweight aluminum frames.

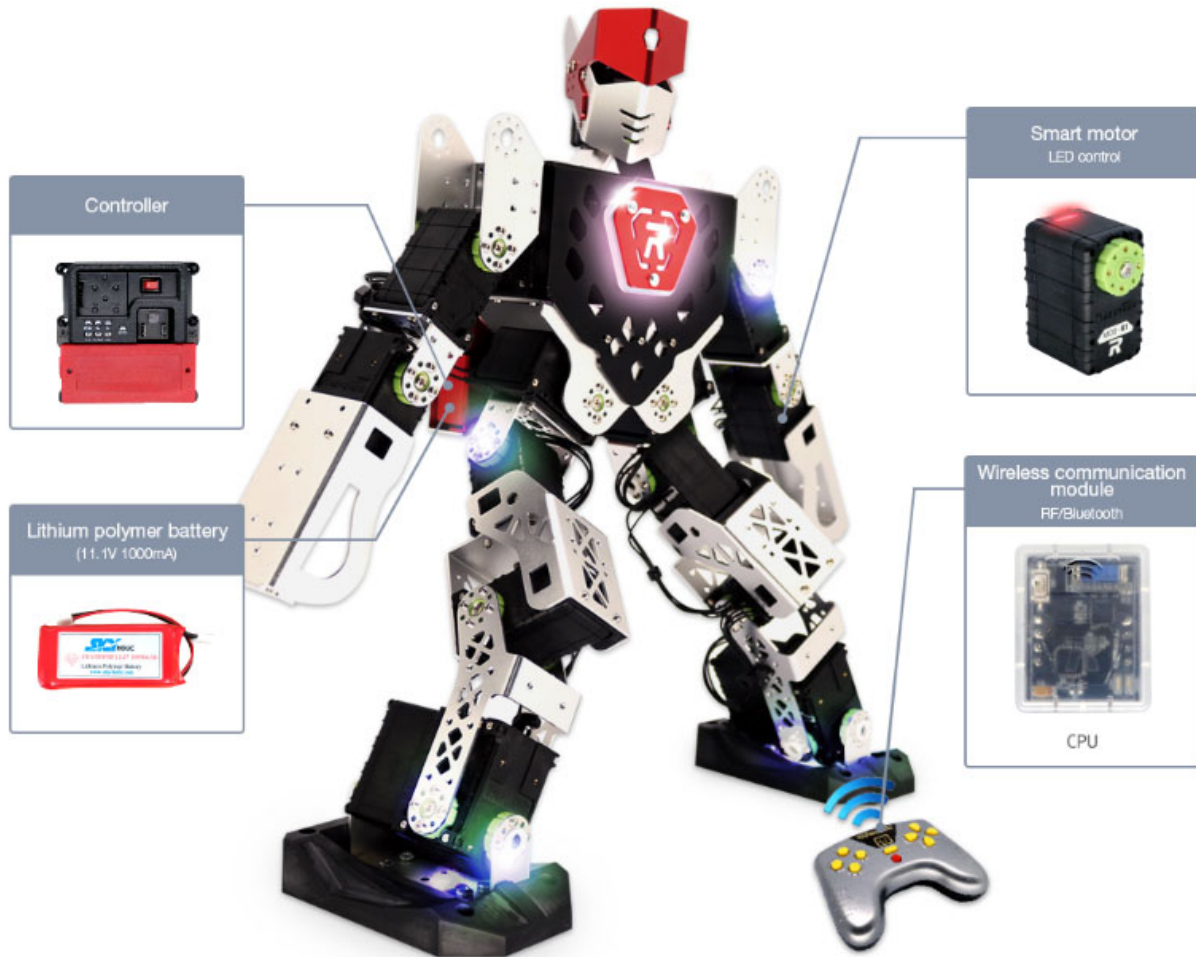
GUI based dedicated software promises easy and interesting programming for everyone.

 <p>Smart motor Romanbo uses high performance motors and shows mighty performance close to human.</p>	 <p>LED control enabled colorful effect The reliable RS-485 communication is applied by default for easier Romanbo operation.</p>
 <p>Light & strong Lightweight aluminum frame Lightweight but highly strong aluminum frames protect Romanbo against external impacts.</p>	 <p>Wireless 2.4GHz RF remote control Realize more free and various motions with the wireless 2.4GHz RF remote control.</p>
 <p>Noise resistant RS-485 communication The reliable RS-485 communication is applied by default for easier Romanbo operation.</p>	 <p>GUI based software GUI based humanoid dedicated software lets easy and simple humanoid control.</p>
 <p>Daisy chain method Simple wiring arrangement thanks to the daisy chain method.</p>	 <p>Expandable sensors and structures Using various sensors and structures, Romanbo can provide colorful performance.</p>

IDEAL WAY EDUCATION

Key Components


With the high performance CPU mounted on the controller, the motor performance is demonstrated 100% and the precise control is possible.



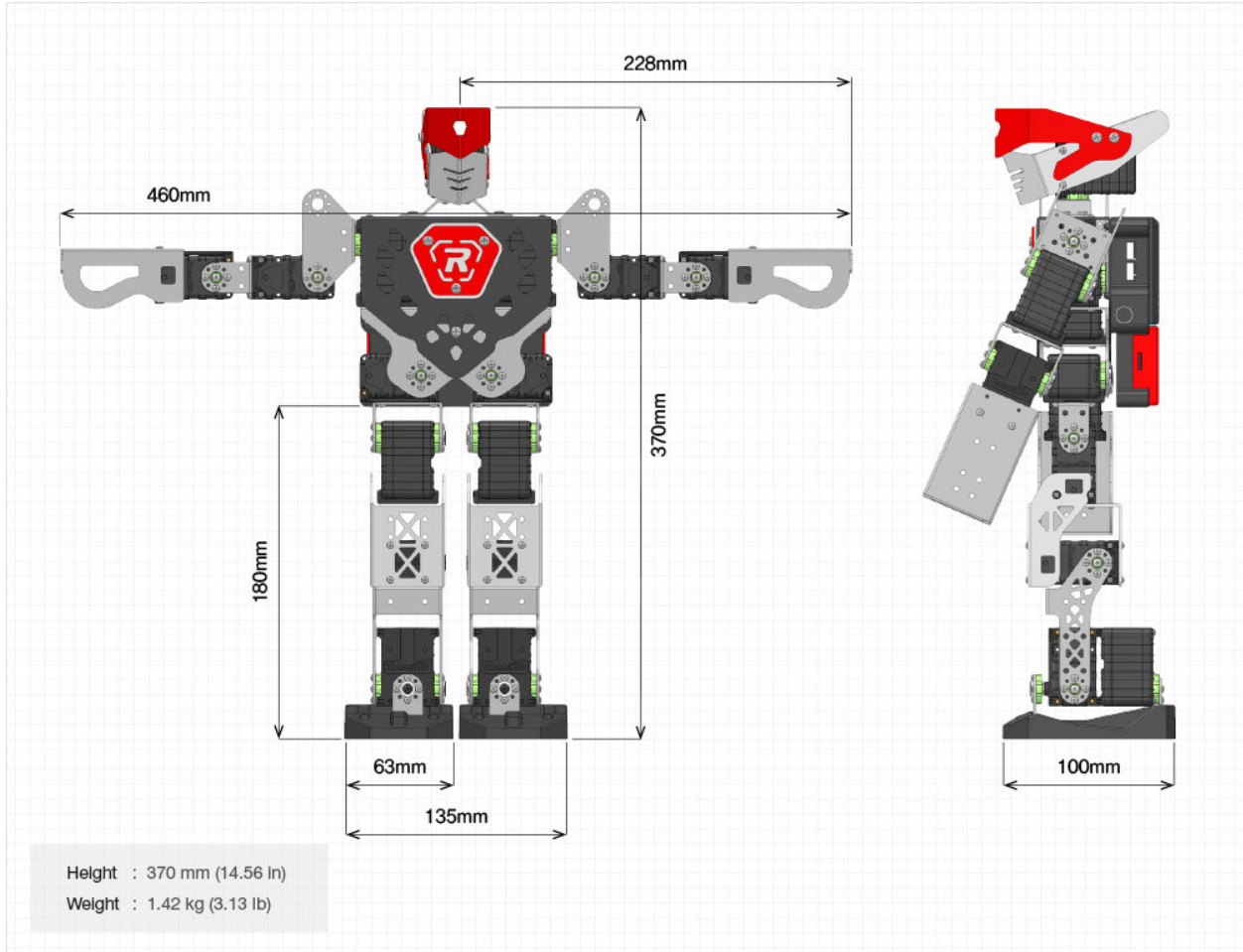
Interface and Controls

Romanbo has not only highly performing but also highly intuitive interface for user convenience.

LEDs on the controller indicate the robot status at a glance and, controllers enable robot operation without the wireless remote control.



Product Specification



b. Romanbo Curriculum

Romanbo

















32 week Romanbo educational course

It is possible to learn the robot variously from programming to science, dynamics and kinetics by the implementation of various motions.

















With diverse educational contents and assignments, learners will be able to get closer to the robot as well as raise their creativity and problem-solving ability.

Please view the below pages for week-wise course activities.

IDEAL WAY EDUCATION

Weeks 1 to 4	Weeks 5 to 8	Weeks 9 to 12	Weeks 13 to 16
 <p data-bbox="321 695 423 716">Humanoid</p>	 <p data-bbox="521 695 813 741">Adjust the center of gravity to let the robot walk.II</p>	 <p data-bbox="846 695 1084 716">Swing swing robot dance.II</p>	 <p data-bbox="1122 695 1393 741">Let the humanoid robot kick a ball.II</p>
 <p data-bbox="277 1024 464 1045">Motion as I please-II</p>	 <p data-bbox="521 1024 813 1071">Use the remote control to move the robot.I</p>	 <p data-bbox="846 1024 1084 1045">Humanoid dance contest</p>	 <p data-bbox="1170 1024 1341 1045">Robot goal keeper</p>
 <p data-bbox="302 1356 440 1377">Set the motor.II</p>	 <p data-bbox="532 1356 797 1402">Let the humanoid robot stand up.II</p>	 <p data-bbox="878 1356 1049 1377">Humanoid fighting</p>	 <p data-bbox="1179 1356 1341 1377">Lift up an object.I</p>
 <p data-bbox="253 1686 488 1732">Select a program from the controller.I</p>	 <p data-bbox="561 1686 773 1732">Let's learn various robot contests.II</p>	 <p data-bbox="846 1686 1084 1707">Humanoid fighting contest</p>	 <p data-bbox="1146 1686 1365 1707">Pass through obstacles.II</p>

IDEAL WAY EDUCATION

Weeks 17 to 20	Weeks 21 to 24	Weeks 25 to 28	Weeks 29 to 32
 <p data-bbox="293 621 423 642">Dance battle-</p>	 <p data-bbox="553 621 760 642">Make tackling motions!</p>	 <p data-bbox="894 621 1019 642">Battle cube-II</p>	 <p data-bbox="1154 621 1360 642">Open a curling contest!</p>
 <p data-bbox="228 957 483 978">Prepare dance performance!</p>	 <p data-bbox="513 957 797 978">Make your own goal ceremony!!</p>	 <p data-bbox="873 957 1040 978">Control the cube!!</p>	 <p data-bbox="1170 957 1344 978">Control the cube!!</p>
 <p data-bbox="289 1293 435 1314">Defend attacks!</p>	 <p data-bbox="516 1293 797 1335">Climb a stairway as maintaining the balance!!</p>	 <p data-bbox="829 1293 1089 1335">Use tools to accomplish your mission!!</p>	 <p data-bbox="1122 1293 1393 1314">Robot marathon tournament</p>
 <p data-bbox="212 1629 505 1650">Weapon used humanoid fighting</p>	 <p data-bbox="553 1629 764 1671">Crawl and pass through obstacles!!</p>	 <p data-bbox="829 1629 1084 1671">Win the game based on the teamwork!</p>	 <p data-bbox="1198 1629 1317 1650">Mission race!</p>